

By EFTCG

NORDIC C E I L I N G N O R D I C


NORDIC PREMIUM EXPANDED METAL MESH CEILINGS HOOK-ON SYSTEM DATASHEET

Technical Info:

Material	: steel 1.0mm
Sizes	: 600x600, 600x1200mm
Mesh size	: 25x75x5mm, 20x40x2mm, or any other upon request
Front surface	: Electrostatic polyester powder coated
Suspension Syst	: Hook-on system
Edge detail	: short sides hook-on, long sides 30mm up-turns, as specified
Fire	: class A as steel
Color	: post painted to RAL 9016 white

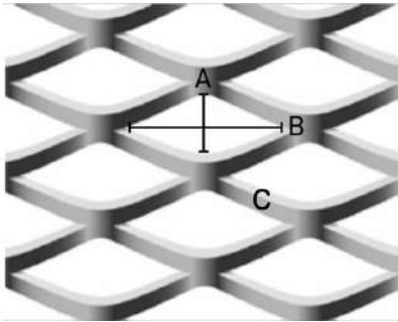
Expanded mesh ceilings are one of the elements that brings value to the interior designs in terms of lighting and air circulation thanks to its visible and transparent structure. It works as a cover for the services equipments in the ceiling void with its semi-visible surface. As metal can be shaped and curves as requested, it provides plenty of design options to the architects. Expanded meshes have been designed not only for ceilings but also for the exterior facades. Very unique ideas can be realized with different mesh sizes available.

VISUAL



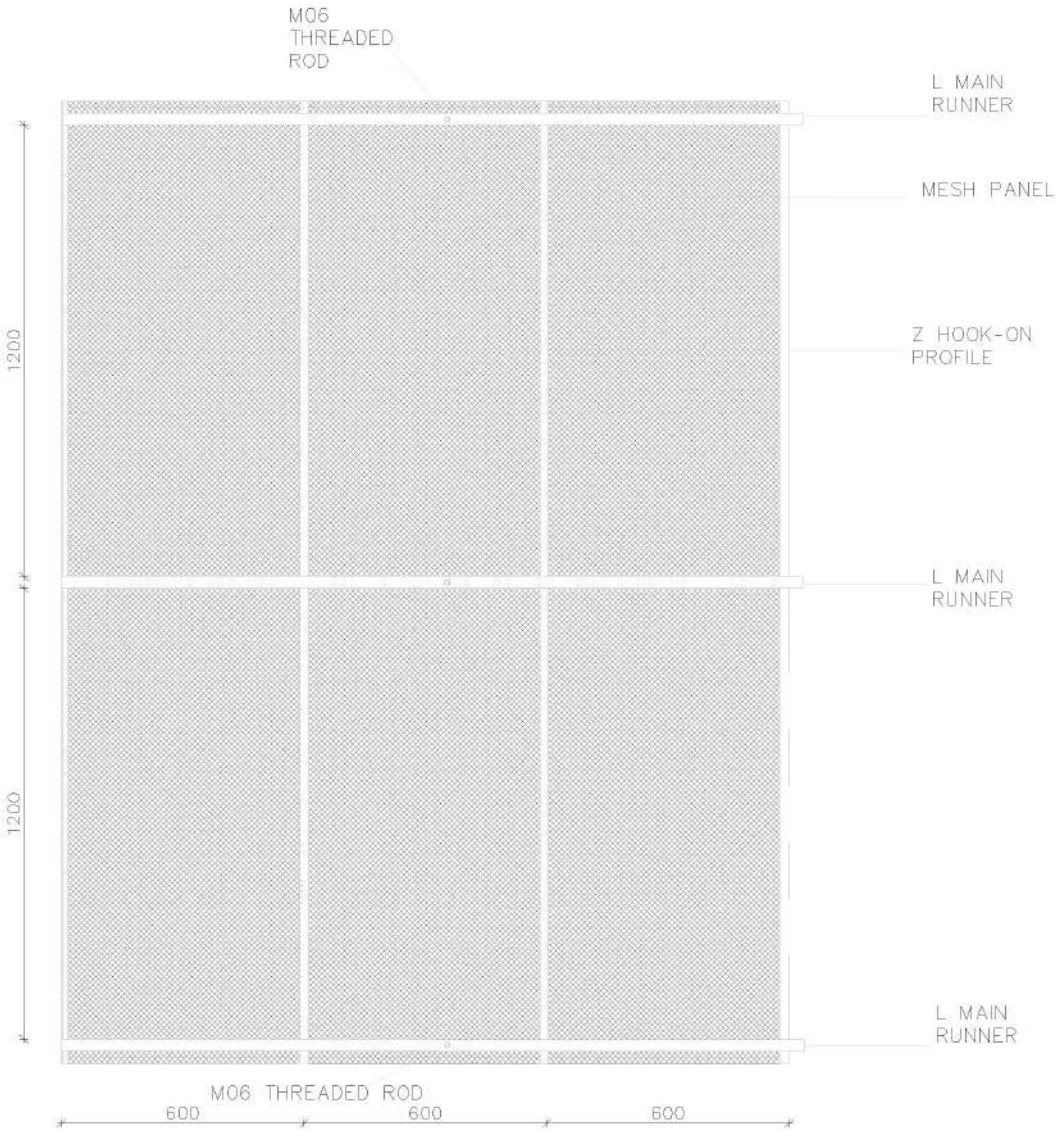
Nordic Suspended Ceiling System

MESH SIZE

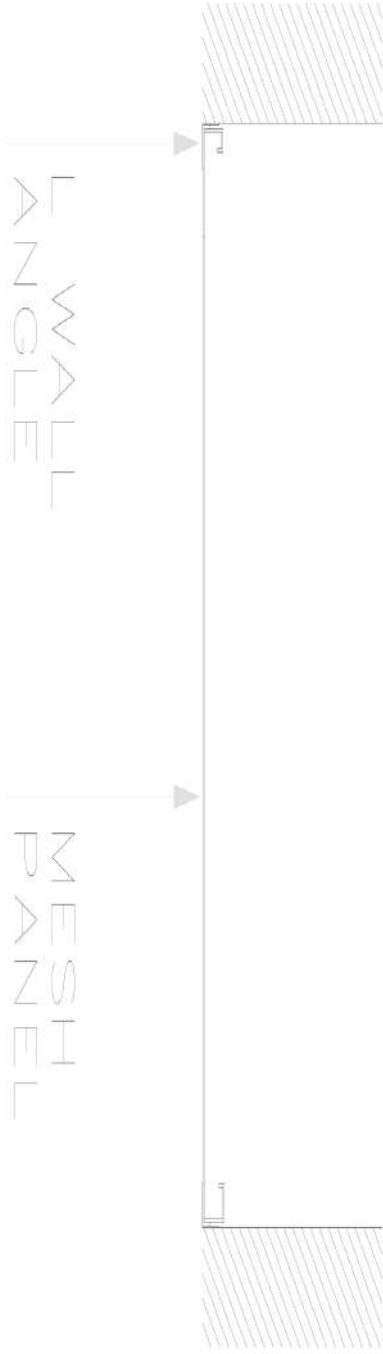


e.g:
A x B x C : 25 x 75 x 5 mm

PLAN



SECTION TYPE2



SECTION TYPE1

